






Lesson Plans ~ January 7-11 ~ Winter Fun

	<u>Monday:</u>	<u>Tuesday:</u>	<u>Wednesday:</u>	<u>Thursday:</u>	<u>Friday:</u>
7:45-8:10 Morning Work, Attendance, Lunch Count	Morning Breakfast Morning Read: <u>The Jacket I Wear In the Snow</u>	Morning Breakfast Morning Read: <u>The Snowman Mystery</u>	Morning Breakfast Morning Read: <u>Snow</u>	Morning Breakfast Morning Read:	Morning Breakfast Morning Read:
8:10-8:30 Calendar Math	<ul style="list-style-type: none"> Math Calendar: Month, days of the week, date, weather, number of school days, place value chains, daily depositors, Eureka Math Fluency Choose Love Lesson Unit 3: Lesson #4 Asking For Forgiveness 				
8:30-8:50	Cooperative Play				
8:50-9:15	<ul style="list-style-type: none"> Familiar Reading: Students will practice independent reading from "Familiar Reading" tubs containing ABC chart and previously learned poems and books <ul style="list-style-type: none"> Shared Reading/Projectable Book on Smart Board: Big Book Title: All to Build A Snowman Poem: Chubby Snowman & Penguins Talk about front cover, back cover, and title page of a book; roles of author and illustrator, where to begin reading, left to right, etc. 				
9:15-9:30 Let's Play Learn	Whole Group Lesson 78	Whole Group Lesson 79	Whole Group Lesson 80	Whole Group Lesson 81	Whole Group Lesson 82
9:30-10:00 Phonics Block <u>Sight Words:</u> a, has, is	Phon. Connections Purple Pack #7 Pp Poem & Picture	Phon. Connections Purple Pack #7 Pp -Letter p Picture Sort -What begins with /p/	Phon. Connections Purple Pack #7 Pp -Letter p Sound Box -Letter p Book	Phon. Connections Purple Pack #7 Pp -What Ends With /p/ -p CVC Words	Phon. Connections Purple Pack #7 Pp -Dry Erase Boards p CVC Words
10:00-10:55 Guided Reading Groups and Learning Stations	<ul style="list-style-type: none"> Assisted/Guided Reading Groups and Learning Stations: (Introduce one center daily and discuss rules and procedures of operating that center; practice using that center). Students participate in learning centers/stations while the teacher works with small groups of students. Students will refer to the "Learning Stations" chart on the wall to see where they need to be each day. Center rotations will progress in order. <p style="text-align: center;">Smart Board Activity Center, iPads, Student Computer</p>				
10:55-11:40 Lunch/Recess	Please take students to the lunchroom and stay with them until each one has gone through the lunch line. Pick them up from the playground at 11:20.				
11:40-12:10 Read Aloud/Unit/ Writing	The Mitten Activity: Mitten Sheet Writing: Adding more details to your story: beginning, middle, and end	The Jacket I wear In The Snow Summer/winter clothes sort Writing: Adding more details to your story: beginning, middle, and end	The Snowy Day Activity: The Snowy Day activity Writing: Adding more details to your story: beginning, middle, and end	The cold lady who swallowed some snow Sequence story Writing: Adding more details to your story: beginning, middle, and end	Snowmen At Night Activity: At night my snowman likes to.... Frosty The Snowman
12:10-12:55 Math	Mod.3 Lesson 23 Reason to identify and make a set that has 1 more	Mod.3 Lesson 24 Reason to identify and make a set that has 1 less	Mod.3 Lesson 25 Match and count to compare a number of objects (more)	Mod.3 Lesson 26 Match and count to compare two sets of objects (less)	Mod.3 Lesson 27 Strategize to compare two sets
12:55-1:35 Special Class Rotation	PE 	PE 	Music 	Library 	Art 
1:35-2:40 Rest Time/Pack Up	Rest time. Students will have snack (if provided) and pack-up their belongings to go home. The teacher will fill in students' calendars in back of blue folders.				
2:40 Dismissal	2:40—Pre-K walkers & van riders 2:43—1 st group of buses 2:47—2 nd group of buses 2:52—3 rd group of buses 2:55—Car riders & Cane Academy				