





Lesson Plans ~August 27-September 1 Rules

	<u>Monday</u>	<u>Tuesday</u>	<u>Wednesday</u>	<u>Thursday</u>	<u>Friday</u>
7:45-8:10 Morning Work, Attendance, Lunch Count	Morning Breakfast Morning Read: <u>Ready, Set, School</u>	Morning Breakfast Morning Read: <u>Kindergarten</u> <u>Rules</u>	Morning Breakfast Morning Read: <u>Franklin's New Friend</u>	Morning Breakfast Morning Read: <u>Please Say Please</u>	Morning Breakfast Morning Read:
8:10-8:30 Calendar Math	<ul style="list-style-type: none"> Math Calendar: Month, days of the week, date, weather, number of school days, place value chains, daily depositors, Eureka Math Fluency 				
8:30-8:50	Cooperative Play				
8:50-9:15	<ul style="list-style-type: none"> Familiar Reading: Students will practice independent reading from "Familiar Reading" tubs containing ABC chart and previously learned poems and books <ul style="list-style-type: none"> Shared Reading/Projectable Book on Smart Board: Big Book Title: <u>We Need Rules</u> Talk about front cover, back cover, and title page of a book; roles of author and illustrator, where to begin reading, left to right, etc. 				
9:15-9:30 Let's Play Learn	Whole Group Level 6	Whole Group Level 7	Whole Group Level 8	Whole Group Level 9	Whole Group Level 10
9:30-10:00 Phonics Block <u>High Frequency Words:</u>	Phonetic Connections <u>Red Pack 6</u> <i>Circle and Curve Letters</i>	Phonetic Connections <u>Red Pack 7</u> <i>Stick and Curve Letters</i>	Phonetic connections <u>Red Pack 8</u> <i>Stick and Circle Letters</i>	Phonetic Connections <u>Red Pack 9</u> <i>Letters That Look Alike</i>	Phonetic Connections <u>Red pack 10</u> <i>Review</i>
10:00-10:55 Guided Reading Groups and Learning Stations	<ul style="list-style-type: none"> Assisted/Guided Reading Groups and Learning Stations: (Introduce one center daily and discuss rules and procedures of operating that center; practice using that center). Students participate in learning centers/stations while the teacher works with small groups of students. Students will refer to the "Learning Stations" chart on the wall to see where they need to be each day. Center rotations will progress in order. <p style="text-align: center;">Smart Board Activity Center, iPads, Student Computer</p>				
10:55-11:40 Lunch/Recess	Please take students to the lunchroom and stay with them until each one has gone through the lunch line. Pick them up from the playground at 11:20.				
11:40-12:10 Read Aloud/Unit/Writing	<u>How Full is Your Bucket?</u> Activity: Demonstrate Filler and Dipper/ Worksheet	<u>The Boy Who Wouldn't Share</u> Activity: Crumpled paper heart	<u>What Does it Mean to be Kind?</u> Activity: Class promise/ Rainbow of Friends	<u>Barney's Please and Thank You</u>	Video Toy story 2 OR Everyone's a Hero
12:10-12:55 Math	Lesson 1	Lesson 2	Lesson 3	Lesson 4	Lesson 5
12:55-1:35 Special Class Rotation	PE 	Music 	Library	Art 	PE 
1:35-2:40 Rest Time/Pack Up	Rest time. Students will have snack (if provided) and pack-up their belongings to go home. The teacher will fill in students' calendars in back of blue folders.				
2:40 Dismissal	2:40—Pre-K walkers & van riders 2:43—1 st group of buses 2:47—2 nd group of buses 2:52—3 rd group of buses 2:55—Car riders & Cane Academy				