






Lesson Plans ~March 12-15 Community Helpers

	<u>Monday:</u>	<u>Tuesday:</u>	<u>Wednesday:</u>	<u>Thursday:</u>	<u>Friday:</u>
7:45-8:10 Morning Work, Attendance, Lunch Count	Morning Breakfast Morning Read: <u>A Day with Police Officer</u>	Morning Breakfast Morning Read: <u>A Day in the Life of a Doctor</u>	Morning Breakfast Morning Read: <u>Maybe you Should Fly a Jet</u>	Morning Breakfast Morning Read: <u>How to Catch a Leprechaun</u>	Professional Development
8:10-8:30 Calendar Math	•Math Calendar: Month, days of the week, date, weather, number of school days, place value chains, daily depositors, Eureka Math Fluency				
8:30-8:50	Cooperative Play				
8:50-9:25	<ul style="list-style-type: none"> •Familiar Reading: Students will practice independent reading from “Familiar Reading” tubs containing ABC chart and previously learned poems and books •Shared Reading/Projectable Book on Smart Board: Big Book Title: <u>Community Helpers</u> (A to Z projectable book) Poem: Community Helpers Talk about front cover, back cover, and title page of a book; roles of author and illustrator, where to begin reading, left to right, etc. 				
9:25-9:45 Phonics Block <u>Sight Words:</u> did, of	Phonetic Connections Purple Pack #19 LI Poem and Picture	Phonetic Connections Purple Pack #19 LI -Letter W Picture Sort -What Begins with L	Phonetic connections Purple Pack #19 LI Letter L Sound Box Book: Letter L book	Phonetic Connections Purple Pack #19 LI What ends with L L- CVC words	
9:45-10:20 Guided Reading Groups and Learning Stations	<ul style="list-style-type: none"> •Assisted/Guided Reading Groups and Learning Stations: (Introduce one center daily and discuss rules and procedures of operating that center; practice using that center). Students participate in learning centers/stations while the teacher works with small groups of students. Students will refer to the “Learning Stations” chart on the wall to see where they need to be each day. Center rotations will progress in order. Smart Board Activity Center, iPads, Student Computer 				
10:20-11:10 Lunch/Recess	Please take students to the lunchroom and stay with them until each one has gone through the lunch line. Pick them up from the playground at 11:05.				
11:05-11:40 Guided Reading	•Guided Reading Continued				
11:40-12:30 Read Aloud	<u>A Day With Firefighters</u> Activity: Stop, Drop, and Roll & Stay Low and Go! 911	<u>Dentist</u> Activity: Good vs. Bad Choices for you teeth	<u>What Do You Do?</u> Activity: Anchor Chart their jobs	<u>Leprechaun, Leprechaun</u> Activity: Rainbow Art	
12:30-1:10 Special Class Rotation	Library 	Art 	Music 	P.E. 	P.E. 
1:10-1:30 Writing	Design and draw a fire truck and describe it	Ways to keep your teeth clean	“When I grow up I want to be...”	How would you catch a Leprechaun?	
1:30-2:10 Eureka Math	Eureka Math Module 4 Lesson 14	Eureka Math Module 4 Lesson 15	Eureka Math Module 4 Lesson 16	Eureka Math Module 4 Lesson 17	
2:10-2:40 Rest Time/Pack Up	Rest time. Students will have snack (if provided) and pack-up their belongings to go home. The teacher will fill in students’ calendars in back of blue folders.				
2:40 Dismissal	2:40—Pre-K walkers & van riders 2:43—1 st group of buses 2:47—2 nd group of buses 2:52—3 rd group of buses 2:55—Car riders & Cane Academy				