






Lesson Plans ~ October 22-26 ~ Pumpkins

	Monday:	Tuesday:	Wednesday:	Thursday:	Friday:
7:45-8:10 Morning Work, Attendance, Lunch Count	Morning Breakfast Morning Read: <u>Apples and Pumpkins</u>	Morning Breakfast Morning Read: <u>The Runaway Pumpkin</u>	Morning Breakfast Morning Read: <u>Field Trip!!!!</u>	Morning Breakfast Morning Read: <u>Pumpkin Soup</u>	Morning Breakfast Morning Read: <u>The Bumpy Little Pumpkin</u>
8:10-8:30 Calendar Math	<ul style="list-style-type: none"> Math Calendar: Month, days of the week, date, weather, number of school days, place value chains, daily depositors, Eureka Math Fluency Choose Love Lesson Unit 2: Lesson #1: Gratitude Breath & Gratitude in School 				
8:30-8:50	Cooperative Play				
8:50-9:15	<ul style="list-style-type: none"> Familiar Reading: Students will practice independent reading from "Familiar Reading" tubs containing ABC chart and previously learned poems and books <ul style="list-style-type: none"> Shared Reading/Projectable Book on Smart Board: Big Book Title: Growing Pumpkins Poem: Scarecrow <p align="center">Talk about front cover, back cover, and title page of a book; roles of author and illustrator, where to begin reading, left to right, etc.</p>				
9:15-9:30 Let's Play Learn	Whole Group Lesson 44	Whole Group Lesson 45	Whole Group Lesson Field Trip	Whole Group Lesson 46	Whole Group Lesson 47
9:30-10:00 Phonics Block Sight Words:	Phonetic Connections Red Pack 47 Ww	Phonetic Connections Red Pack 48 Xx	Phonetic Connections Field Trip!!!	Phonetic Connections Red Pack 49 Yy	Phonetic Connections Red Pack 50 Zz
10:00-10:55 Guided Reading Groups and Learning Stations	<ul style="list-style-type: none"> Assisted/Guided Reading Groups and Learning Stations: (Introduce one center daily and discuss rules and procedures of operating that center; practice using that center). Students participate in learning centers/stations while the teacher works with small groups of students. Students will refer to the "Learning Stations" chart on the wall to see where they need to be each day. Center rotations will progress in order. <p align="center">Smart Board Activity Center, iPads, Student Computer</p>				
10:55-11:40 Lunch/Recess	Please take students to the lunchroom and stay with them until each one has gone through the lunch line. Pick them up from the playground at 11:20.				
11:40-12:10 Read Aloud/Unit/ Writing	Pumpkins Activity: Lifecycle Anchor Chart Writing: Labeling pictures w/beginning sound letters; add middle and ending sound letters when ready	The Pumpkin Patch Activity: Tear Pumpkin Craft & Color Sheet Writing: Labeling pictures w/beginning sound letters; add middle and ending sound letters when ready	Field Trip	The Pumpkin Blanket Activity: Pumpkin Investigation Writing: Labeling pictures w/beginning sound letters; add middle and ending sound letters when ready	Spookly Activity: Jack O' Lantern Writing: Labeling pictures w/beginning sound letters; add middle and ending sound letters when ready
12:10-12:55 Math	Lesson 37	Module 1 Test	Field Trip	Mod.2 Lesson 1	Mod.2 Lesson 2
12:55-1:35 Special Class Rotation	PE 	PE 	Music 	Library 	Art 
1:35-2:40 Rest Time/Pack Up	Rest time. Students will have snack (if provided) and pack-up their belongings to go home. The teacher will fill in students' calendars in back of blue folders.				
2:40 Dismissal	2:40—Pre-K walkers & van riders 2:43—1 st group of buses 2:47—2 nd group of buses 2:52—3 rd group of buses 2:55—Car riders & Cane Academy				

