











Lesson Plans ~ September 24-28 ~ Nursery Rhymes

	<u>Monday</u> Orange/Brown	<u>Tuesday</u> Pink/Gray	<u>Wednesday</u> White	<u>Thursday</u> ASU Colors	<u>Friday</u> JPS Colors
7:45-8:10 Morning Work, Attendance, Lunch Count	Morning Breakfast Morning Read: <u><i>Brown Rabbit's Day</i></u>	Morning Breakfast Morning Read: <u><i>I'm a Little Teapot</i></u>	Morning Breakfast Morning Read: <u><i>Pete the Cat I Love My White Shoes</i></u>	Morning Breakfast Morning Read: <u><i>10 Black Dots</i></u>	Morning Breakfast Morning Read: <u><i>Row, Row, Row Your Boat</i></u>
8:10-8:30 Calendar Math	<ul style="list-style-type: none"> Math Calendar: Month, days of the week, date, weather, number of school days, place value chains, daily depositors, Eureka Math Fluency Choose Love Lesson #4: Difficult Feelings 				
8:30-8:50	Cooperative Play				
8:50-9:15	<ul style="list-style-type: none"> Familiar Reading: Students will practice independent reading from "Familiar Reading" tubs containing ABC chart and previously learned poems and books <ul style="list-style-type: none"> Shared Reading/Projectable Book on Smart Board: Big Book Title: <u>I Went Walking</u> Poem: Nursery Rhymes <p align="center">Talk about front cover, back cover, and title page of a book; roles of author and illustrator, where to begin reading, left to right, etc.</p>				
9:15-9:30 Let's Play Learn	Whole Group Lesson 25	Whole Group Lesson 26	Whole Group Lesson 27	Whole Group Lesson 28	Whole Group Lesson 29
9:30-10:00 Phonics Block <u>Sight Words:</u>	Phonetic Connections <i>Red Pack 25</i> h	Phonetic Connections <i>Red Pack 26</i> li	Phonetic Connections <i>Red Pack 27</i> J	Phonetic Connections <i>Red Pack 28</i> j	Phonetic Connections <i>Red Pack 29</i> Kk
10:00-10:55 Guided Reading Groups and Learning Stations	<ul style="list-style-type: none"> Assisted/Guided Reading Groups and Learning Stations: (Introduce one center daily and discuss rules and procedures of operating that center; practice using that center). Students participate in learning centers/stations while the teacher works with small groups of students. Students will refer to the "Learning Stations" chart on the wall to see where they need to be each day. Center rotations will progress in order. <p align="center">Smart Board Activity Center, iPads, Student Computer</p>				
10:55-11:40 Lunch/Recess	Please take students to the lunchroom and stay with them until each one has gone through the lunch line. Pick them up from the playground at 11:20.				
11:40-12:10 Read Aloud/Unit/ Writing	<u>Peter Peter Pumpkin Eater</u> Activity: Picture & Pumpkin Sheet Writing: Brainstorming, Drawing a 5-Star picture, Adding details to picture	<u>This Little Piggy</u> Activity: Dictated Pig Drawing Writing: Brainstorming, Drawing a 5-Star picture, Adding details to picture	<u>Mary Had a Little Lamb</u> Activity: Lamb Activity Writing: Brainstorming, Drawing a 5-Star picture, Adding details to picture	<u>Baa Baa Black Sheep</u> Activity: Cotton Ball Lamb Writing: Brainstorming, Drawing a 5-Star picture, Adding details to picture	<u>1, 2, Buckle My Shoe</u> Activity: Skittle Sort Writing: Brainstorming, Drawing a 5-Star picture, Adding details to picture
12:10-12:55 Math	Lesson 18	Lesson 19	Lesson 20	Lesson 21	Lesson 22
12:55-1:35 Special Class Rotation	PE 	Music 	Library 	Art 	PE 
1:35-2:40 Rest Time/Pack Up	Rest time. Students will have snack (if provided) and pack-up their belongings to go home. The teacher will fill in students' calendars in back of blue folders.				
2:40 Dismissal	2:40—Pre-K walkers & van riders 2:43—1 st group of buses 2:47—2 nd group of buses 2:52—3 rd group of buses 2:55—Car riders & Cane Academy				

Lesson Plans ~ October 1-5 ~ Nursery Rhymes

	<u>Monday:</u>	<u>Tuesday:</u>	<u>Wednesday:</u>	<u>Thursday:</u>	<u>Friday:</u>
7:45-8:10 Morning Work, Attendance, Lunch Count	Morning Breakfast Morning Read: <u>Pete the Cat Twinkle</u> <u>Little Star</u>	Morning Breakfast Morning Read: Hey Diddle Diddle Color Sheet <u>Three Blind Mice</u>	Morning Breakfast Morning Read: Hickory Dickory Dock Color Sheet <u>Jack and Jill</u>	Morning Breakfast Morning Read: Jack Be Nimble Color Sheet <u>Humpty Dumpty Sister</u>	Morning Breakfast Morning Read: Little Miss Muffet Color Sheet <u>Three Men in a Tub</u>
8:10-8:30 Calendar Math	<ul style="list-style-type: none"> Math Calendar: Month, days of the week, date, weather, number of school days, place value chains, daily depositors, Eureka Math Fluency Choose Love Lesson #5: We Are Courageous 				
8:30-8:50	Cooperative Play				
8:50-9:15	<ul style="list-style-type: none"> Familiar Reading: Students will practice independent reading from "Familiar Reading" tubs containing ABC chart and previously learned poems and books <ul style="list-style-type: none"> Shared Reading/Projectable Book on Smart Board: Big Book Title: <u>Rosie's Walk</u> Poem: Nursery Rhymes <p align="center">Talk about front cover, back cover, and title page of a book; roles of author and illustrator, where to begin reading, left to right, etc.</p>				
9:15-9:30 Let's Play Learn	Whole Group Lesson 30	Whole Group Lesson 31	Whole Group Lesson 32	Whole Group Lesson 33	Whole Group Lesson 34
9:30-10:00 Phonics Block <u>Sight Words:</u>	Phonetic Connections <u>Red Pack 30</u> L	Phonetic Connections <u>Red Pack 31</u> I	Phonetic Connections <u>Red Pack 32</u> M	Phonetic Connections <u>Red Pack 33</u> m	Phonetic Connections <u>Red Pack 34</u> N
10:00-10:55 Guided Reading Groups and Learning Stations	<ul style="list-style-type: none"> Assisted/Guided Reading Groups and Learning Stations: (Introduce one center daily and discuss rules and procedures of operating that center; practice using that center). Students participate in learning centers/stations while the teacher works with small groups of students. Students will refer to the "Learning Stations" chart on the wall to see where they need to be each day. Center rotations will progress in order. <p align="center">Smart Board Activity Center, iPads, Student Computer</p>				
10:55-11:40 Lunch/Recess	Please take students to the lunchroom and stay with them until each one has gone through the lunch line. Pick them up from the playground at 11:20.				
11:40-12:10 Read Aloud/Unit/ Writing	<u>Hey Diddle Diddle</u> Activity: Cow Position Word Sheet Writing: Brainstorming, Drawing a 5-Star picture, Adding details to picture. Use position word up .	<u>Hickory Dickory Dock</u> Activity: Mouse & Clock Poem Craft Writing: Brainstorming, Drawing a 5-Star picture, Adding details to picture. Use position word down	<u>Jack Be Nimble</u> Activity: Jack Be Nimble Sheet Writing: Brainstorming, Drawing a 5-Star picture, Adding details to picture. Use position word over	<u>Humpty Dumpty</u> Activity: Egg Breaking prediction Writing: Brainstorming, Drawing a 5-Star picture, Adding details to picture. Use position word around	<u>Little Miss Muffet</u> Activity: Spider Craft and Oreo Snack Writing: Brainstorming, Drawing a 5-Star picture, Adding details to picture. Use position word through
12:10-12:55 Math	Lesson 23	Lesson 24	Lesson 25	Lesson 26	Lesson 27
12:55-1:35 Special Class Rotation	PE 	PE 	Music 	Library 	Art 
1:35-2:40 Rest Time/Pack Up	Rest time. Students will have snack (if provided) and pack-up their belongings to go home. The teacher will fill in students' calendars in back of blue folders.				
2:40 Dismissal	2:40—Pre-K walkers & van riders 2:43—1 st group of buses 2:47—2 nd group of buses 2:52—3 rd group of buses 2:55—Car riders & Cane Academy				

