






Lesson Plans ~December 3-7 Gingerbread Man					
	<u>Monday:</u>	<u>Tuesday:</u>	<u>Wednesday:</u>	<u>Thursday:</u>	<u>Friday:</u>
7:45-8:10 Morning Work, Attendance, Lunch Count	Morning Breakfast Moring Read: <u>Christmas Book</u>	Morning Breakfast Moring Read: <u>Christmas Book</u>	Morning Breakfast Moring Read: <u>Christmas Book</u>	Morning Breakfast Moring Read: <u>Christmas Book</u>	Morning Breakfast Moring Read: <u>Christmas Book</u>
8:10-8:30 Calendar Math	•Math Calendar: Month, days of the week, date, weather, number of school days, place value chains, daily depositors, Eureka Math Fluency				
8:30-8:50	Cooperative Play				
8:50-9:25	<ul style="list-style-type: none"> •Familiar Reading: Students will practice independent reading from “Familiar Reading” tubs containing ABC chart and previously learned poems and books •Shared Reading/Projectable Book on Smart Board: My Gingerbread Big Book Title: <u>The Gingerbread Man</u> Talk about front cover, back cover, and title page of a book; roles of author and illustrator, where to begin reading, left to right, etc. 				
9:25-9:45 Phonics Block <u>Sight Words:</u> do not	Phonetic Connections Purple Pack #6 Ff Poem and Picture	Phonetic Connections Purple Pack #6 F -Letter F Picture Sort -What Begins with F	Phonetic connections Purple Pack #6 F Letter I sound Box Book: Letter F book	Phonetic Connections Purple Pack #6 F What ends with I F- CVC words	Phonetic Connections Purple Pack #6 F Dry Erase boards F-CVC words
9:45-10:20 Guided Reading Groups and Learning Stations	<ul style="list-style-type: none"> •Assisted/Guided Reading Groups and Learning Stations: (Introduce one center daily and discuss rules and procedures of operating that center; practice using that center). Students participate in learning centers/stations while the teacher works with small groups of students. Students will refer to the “Learning Stations” chart on the wall to see where they need to be each day. Center rotations will progress in order. <p style="text-align: center;">Smart Board Activity Center, iPads, Student Computer</p>				
10:20-11:10 Lunch/Recess	Please take students to the lunchroom and stay with them until each one has gone through the lunch line. Pick them up from the playground at 11:05.				
11:05-11:40 Guided Reading	•Guided Reading Continued				
11:40-12:30 Read Aloud	<u>The Gingerbread Man</u> Activity: Cookie anchor chart	<u>The Gingerbread Boy</u> Activity: Sequencing Sheet	<u>The Gingerbread Girl</u> Activity: Gingerbread Ornament	<u>The Gingerbread Baby</u> Activity: Compare and contrast all three books	<u>Gingerbread Cookie</u>
12:30-1:10 Special Class Rotation					
1:10-1:30 Writing	Gingerbread Writing	Gingerbread Boy Writing sheet	Gingerbread Writing	Gingerbread Writing	Gingerbread Writing
1:30-2:10 Eureka Math	Module 3 Lesson 1	Lesson 2	Lesson 3	Lesson 4	Lesson5
2:10-2:40 Rest Time/Pack Up	Rest time. Students will have snack (if provided) and pack-up their belongings to go home. The teacher will fill in students’ calendars in back of blue folders.				
2:40 Dismissal	2:40—Pre-K walkers & van riders 2:43—1 st group of buses 2:47—2 nd group of buses 2:52—3 rd group of buses 2:55—Car riders & Cane Academy				