






Lesson Plans ~August 21-25 Back to School/ Rules					
	<u>Monday</u>	<u>Tuesday</u>	<u>Wednesday</u>	<u>Thursday</u>	<u>Friday</u>
<b>7:45-8:15</b> Morning Work, Attendance, Lunch Count	Morning Breakfast Morning Read: <u>No David</u>	Morning Breakfast Morning Read: <u>The Kissing Hand</u>	Morning Breakfast Morning Read: <u>Countdown to Kindergarten</u>	Morning Breakfast Morning Read: <u>Llama Llama and the Bully Goat</u>	Morning Breakfast Morning Read: <u>Pete the Cat Rockin n My School Shoes</u>
<b>8:15-8:30</b> Calendar Math	<ul style="list-style-type: none"> <li>Math Calendar: Month, days of the week, date, weather, number of school days, place value chains, daily depositors, Eureka Math Fluency</li> </ul>				
<b>8:30-8:50</b>	<b>Cooperative Play</b>				
<b>8:50-9:15</b>	<ul style="list-style-type: none"> <li>Familiar Reading: Students will practice independent reading from "Familiar Reading" tubs containing ABC chart and previously learned poems and books <ul style="list-style-type: none"> <li>Shared Reading/Projectable Book on Smart Board: Big Book Title: <b>Katy's First Day of School</b> Talk about front cover, back cover, and title page of a book; roles of author and illustrator, where to begin reading, left to right, etc.</li> </ul> </li> </ul>				
<b>9:15-9:30</b> Let's Play Learn					
<b>9:30-10:00</b> Phonics Block <u>High Frequency Words:</u>	Phonetic Connections <b>Red Pack 1</b> Stick Letters	Phonetic Connections <b>Red Pack 2</b> Straight Stick Letters	Phonetic connections <b>Red Pack 3</b> Slanted Stick Letters	Phonetic Connections <b>Red Pack 4</b> Straight and Slanted Stick Letters	Phonetic Connections <b>Red pack 5</b> Review Stick Letters
<b>10:00-10:55</b> Guided Reading Groups and Learning Stations	<ul style="list-style-type: none"> <li>Assisted/Guided Reading Groups and Learning Stations: (Introduce one center daily and discuss rules and procedures of operating that center; practice using that center). Students participate in learning centers/stations while the teacher works with small groups of students. Students will refer to the "Learning Stations" chart on the wall to see where they need to be each day. Center rotations will progress in order.</li> </ul> <p style="text-align: center;"><b>Smart Board Activity Center, iPads, Student Computer</b></p>				
<b>10:55-11:40</b> Lunch/Recess	Please take students to the lunchroom and stay with them until each one has gone through the lunch line. Pick them up from the playground at 11:20.				
<b>11:40-12:10</b> Read Aloud/Unit/ Writing	<u>David Goes to School</u> Activity: Good/Bad Choices sort -Anchor chat	<u>Do You Go To My School?</u> Activity: Rules for a Happy Day sheet	<u>Look Out Kindergarten Here I Come</u> Activity: Classroom Scavenger Hunt	<u>Llama Llama Time to Share</u> Activity: Introduce "Good Things" time	<u>Pete the Cat Wheels on the Bus</u> Activity: Make School Bus snack
<b>12:10-12:55</b> Math	<u>Eureka Math</u> Introduce cubes	<u>Eureka Math</u> Introduce counters	<u>Eureka Math</u> Introduce Pattern Blocks	<u>Eureka Math</u> Introduce Rekenreks	<u>Eureka Math</u> Sort Fruit Loops
<b>12:55-1:35</b> Special Class Rotation	<b>PE</b> 	<b>Music</b> 	<b>Library</b> 	<b>Art</b> 	<b>PE</b> 
<b>1:35-2:40</b> Rest Time/Pack Up	Rest time. Students will have snack (if provided) and pack-up their belongings to go home. The teacher will fill in students' calendars in back of blue folders.				
<b>2:40</b> Dismissal	2:40—Pre-K walkers & van riders 2:43—1 <sup>st</sup> group of buses 2:47—2 <sup>nd</sup> group of buses 2:52—3 <sup>rd</sup> group of buses 2:55—Car riders & Cane Academy				