






Lesson Plans ~October 15-18 Apples					
	<u>Monday:</u>	<u>Tuesday:</u>	<u>Wednesday:</u>	<u>Thursday:</u>	<u>Friday:</u>
7:45-8:10 Morning Work, Attendance, Lunch Count	Morning Breakfast Moring Read: <u>Big Red Apple</u>	Morning Breakfast Moring Read:	Morning Breakfast Moring Read: <u>Apple Picking Day</u>	Morning Breakfast Moring Read: <u>Apple Trouble</u>	<u>NO School</u>
8:10-8:30 Calendar Math	•Math Calendar: Month, days of the week, date, weather, number of school days, place value chains, daily depositors, Eureka Math Fluency				
8:30-8:50	Cooperative Play				
8:50-9:25	<ul style="list-style-type: none"> •Familiar Reading: Students will practice independent reading from “Familiar Reading” tubs containing ABC chart and previously learned poems and books •Shared Reading/Projectable Book on Smart Board: Apple Tree (poem) Big Book Title: Crunchy Munchy Talk about front cover, back cover, and title page of a book; roles of author and illustrator, where to begin reading, left to right, etc.				
9:25-9:45 Phonics Block	Phonetic Connections Ss	Phonetic Connections Tt	Phonetic connections Uu	Phonetic Connections Vv	<u>No</u> <u>School</u>
9:45-10:20 Guided Reading Groups and Learning Stations	<ul style="list-style-type: none"> •Assisted/Guided Reading Groups and Learning Stations: (Introduce one center daily and discuss rules and procedures of operating that center; practice using that center). Students participate in learning centers/stations while the teacher works with small groups of students. Students will refer to the “Learning Stations” chart on the wall to see where they need to be each day. Center rotations will progress in order. Smart Board Activity Center, iPads, Student Computer				
10:20-11:10 Lunch/Recess	Please take students to the lunchroom and stay with them until each one has gone through the lunch line. Pick them up from the playground at 11:05.				
11:05-11:40 Guided Reading	•Guided Reading Continued				
11:40-12:30 Read Aloud	<u>Apple Life</u> Activity: Apple Anchor Chart and taste test (green, red, yellow apples)	<u>An Apple’s Life</u> Activity: Parts of and apple labeling sheet and anchor chart	<u>The Apple Pie Tree</u> Activity: Apple sequencing	<u>The Seasons of Arnold’s Apple Tree</u> Activity: Apple tree sequencing	
12:30-1:10 Special Class Rotation					
1:10-1:30 Writing	“I can_____”	“He/She can_____”	“I can_____”	“He/She can_____”	“I can_____”
1:30-2:10 Eureka Math	Lesson 36	Lesson 37	Lesson 38	Lesson 39	
2:10-2:40 Rest Time/Pack Up	Rest time. Students will have snack (if provided) and pack-up their belongings to go home. The teacher will fill in students’ calendars in back of blue folders.				
2:40 Dismissal	2:40—Pre-K walkers & van riders 2:43—1 st group of buses 2:47—2 nd group of buses 2:52—3 rd group of buses 2:55—Car riders & Cane Academy				