






Lesson Plans ~April 1-5 ~ America					
	<u>Monday:</u>	<u>Tuesday:</u>	<u>Wednesday:</u>	<u>Thursday:</u>	<u>Friday:</u>
<b>7:45-8:10</b> Morning Work, Attendance, Lunch Count	Morning Breakfast Morning Read: <u>I am America</u>	Morning Breakfast Morning Read: <u>Duck For President</u>	Morning Breakfast Morning Read: <u>Clifford Goes to Washington</u>	Morning Breakfast Morning Read: <u>Apple Pie 4th of July</u>	Morning Breakfast Morning Read: <u>I am an American</u>
<b>8:10-8:30</b> Calendar Math	<ul style="list-style-type: none"> <li>Math Calendar: Month, days of the week, date, weather, number of school days, place value chains, daily depositors, Eureka Math Fluency</li> <li>Choose Love Lesson Unit 4: Lesson #6</li> </ul>				
<b>8:30-8:50</b>	<b>Cooperative Play</b>				
<b>8:50-9:15</b>	<ul style="list-style-type: none"> <li>Familiar Reading: Students will practice independent reading from "Familiar Reading" tubs containing ABC chart and previously learned poems and books <ul style="list-style-type: none"> <li>Shared Reading/Projectable Book on Smart Board: Big Book Title: <b>Symbols of America</b> Poem: America Talk about front cover, back cover, and title page of a book; roles of author and illustrator, where to begin reading, left to right, etc.</li> </ul> </li> </ul>				
<b>9:15-9:30</b> Let's Play Learn	Whole Group Lesson Haggerty Week 3	Whole Group Lesson Haggerty Week 3	Whole Group Lesson Haggerty Week 3	Whole Group Lesson Haggerty Week 3	Whole Group Lesson Haggerty Week 3
<b>9:30-10:00</b> Phonics Block <u>Sight Words:</u> <b>my, look</b>	Phon. Connections Purple Pack #17 Ww <b>Poem &amp; Picture</b>	Phon. Connections Purple Pack #17 Ww - Picture Sort -What begins with /w/	Phon. Connections Purple Pack #17 Ww -Sound Box -Letter Book	Phon. Connections Purple Pack #17 Ww -ending sounds /w/ - CVC Words	Phon. Connections Purple Pack #17 Ww -Dry Erase Boards CVC Words
<b>10:00-10:55</b> Guided Reading Groups and Learning Stations	<ul style="list-style-type: none"> <li>Assisted/Guided Reading Groups and Learning Stations: (Introduce one center daily and discuss rules and procedures of operating that center; practice using that center). Students participate in learning centers/stations while the teacher works with small groups of students. Students will refer to the "Learning Stations" chart on the wall to see where they need to be each day. Center rotations will progress in order. <b>Smart Board Activity Center, iPads, Student Computer</b></li> </ul>				
<b>10:55-11:40</b> Lunch/Recess	Please take students to the lunchroom and stay with them until each one has gone through the lunch line. Pick them up from the playground at 11:20.				
<b>11:40-12:10</b> Read Aloud/Unit/ Writing	<u><b>Our American Flag</b></u> Activity: Dictated Drawing <b>Writing:</b> Opinion writing, adding more details, writing reasons why for opinion, revise & edit	<u><b>The Bald Eagle</b></u> Activity: Dictated drawing <b>Writing:</b> Opinion writing, adding more details, writing reasons why for opinion, revise & edit	<u><b>The White House</b></u> Activity: Dictated drawing/who lives in the white house? <b>Writing:</b> Opinion writing, adding more details, writing reasons why for opinion, revise & edit	<u><b>The Statue of Liberty</b></u> Activity: Dictated drawing/create your own symbol <b>Writing:</b> Opinion writing, adding more details, writing reasons why for opinion, revise & edit	<u><b>The Liberty Bell</b></u> Activity: Dictated Drawing/Will the bell still ring w/ a crack? <b>Writing:</b> Opinion writing, adding more details, writing reasons why for opinion, revise & edit
<b>12:10-12:55</b> Math	Mod.5 Lesson 6 Model w/ objects & rep # 10-20 w/ place value or hide 0 cards	Mod.5 Lesson 7 Model & write # 10-20 as # bonds	Mod.5 Lesson 8 Model teen # w/ materials from abstract to concrete	Mod.5 Lesson 9 Draw teen # from abstract to pictorial	Mod.5 Lesson 10 Build a rekenrek to 20
<b>12:55-1:35</b> Special Class Rotation	<b>PE</b> 	<b>PE</b> 	<b>Music</b> 	<b>Library</b> 	<b>Art</b> 
<b>1:35-2:40</b> Rest/Pack Up	Rest time. Students will have snack (if provided) and pack-up their belongings to go home. The teacher will fill in students' calendars in back of blue folders.				
<b>2:40</b> Dismissal	2:40—Pre-K walkers & van riders 2:43—1 <sup>st</sup> group of buses 2:47—2 <sup>nd</sup> group of buses 2:52—3 <sup>rd</sup> group of buses 2:55—Car riders & Cane Academy				

