






**Lesson Plans ~September 3-7 All About Me**

	<u>Monday</u>	<u>Tuesday</u>	<u>Wednesday</u>	<u>Thursday</u>	<u>Friday</u>
<b>7:45-8:10</b> Morning Work, Attendance, Lunch Count	Morning Breakfast Morning Read: <b>LABOR DAY</b>	Morning Breakfast Morning Read: <u>Stand Tall, Molly Lou Melon</u>	Morning Breakfast Morning Read: <u>Stephanie's Ponytail</u>	Morning Breakfast Morning Read: <u>The Way I Feel</u>	Morning Breakfast Morning Read: <u>Ruby the Copycat</u>
<b>8:10-8:30</b> Calendar Math	<ul style="list-style-type: none"> <li>Math Calendar: Month, days of the week, date, weather, number of school days, place value chains, daily depositors, Eureka Math Fluency</li> <li>Choose Love Lesson #1: Courage and Brave Breath</li> </ul>				
<b>8:30-8:50</b>	<b>Cooperative Play</b>				
<b>8:50-9:15</b>	<ul style="list-style-type: none"> <li>Familiar Reading: Students will practice independent reading from "Familiar Reading" tubs containing ABC chart and previously learned poems and books                             <ul style="list-style-type: none"> <li>Shared Reading/Projectable Book on Smart Board: Big Book Title: <u>Mrs. Wishy Washy</u> Poem: All of Me</li> </ul> </li> <li>Talk about front cover, back cover, and title page of a book; roles of author and illustrator, where to begin reading, left to right, etc.</li> </ul>				
<b>9:15-9:30</b> Let's Play Learn		Whole Group Lesson 11	Whole Group Lesson 12	Whole Group Lesson 13	Whole Group Lesson 14
<b>9:30-10:00</b> Phonics Block <u>Sight Words:</u>	Phonetic Connections	Phonetic Connections <b>Red Pack 11</b> A	Phonetic Connections <b>Red Pack 12</b> a	Phonetic Connections <b>Red Pack 13</b> B	Phonetic Connections <b>Red Pack 14</b> b
<b>10:00-10:55</b> Guided Reading Groups and Learning Stations	<ul style="list-style-type: none"> <li>Assisted/Guided Reading Groups and Learning Stations: (Introduce one center daily and discuss rules and procedures of operating that center; practice using that center). Students participate in learning centers/stations while the teacher works with small groups of students. Students will refer to the "Learning Stations" chart on the wall to see where they need to be each day. Center rotations will progress in order.</li> </ul> <p align="center"><b>Smart Board Activity Center, iPads, Student Computer</b></p>				
<b>10:55-11:40</b> Lunch/Recess	Please take students to the lunchroom and stay with them until each one has gone through the lunch line. Pick them up from the playground at 11:20.				
<b>11:40-12:10</b> Read Aloud/Unit/ Writing		<u>I Like Myself</u> Activity:Rainbow Names	<u>Elmer</u> Activity:Watercolor Elmer Bug Name	<u>I Feel Silly</u> Name (This is Me) Fingerprints	<u>Chicka Chicka Boom Boom</u> Activity: Name Tree & Tree Snack
<b>12:10-12:55</b> Math		Lesson 5	Lesson 6	Lesson 7	Lesson 8
<b>12:55-1:35</b> Special Class Rotation	<b>PE</b> 	<b>Music</b> 	<b>Library</b> 	<b>Art</b> 	<b>PE</b> 
<b>1:35-2:40</b> Rest Time/Pack Up	Rest time. Students will have snack (if provided) and pack-up their belongings to go home. The teacher will fill in students' calendars in back of blue folders.				
<b>2:40</b> Dismissal	2:40—Pre-K walkers & van riders 2:43—1 <sup>st</sup> group of buses 2:47—2 <sup>nd</sup> group of buses 2:52—3 <sup>rd</sup> group of buses 2:55—Car riders & Cane Academy				