











Lesson Plans ~ December 10-14 ~ Christmas Around the World

	<u>Monday:</u>	<u>Tuesday:</u>	<u>Wednesday:</u>	<u>Thursday:</u>	<u>Friday:</u>
7:45-8:10 Morning Work, Attendance, Lunch Count	Morning Breakfast Morning Read: <u>Mooseltoe</u>	Morning Breakfast Morning Read: <u>The Christmas Blizzard</u>	Morning Breakfast Morning Read: <u>The Littlest Christmas Tree</u>	Morning Breakfast Morning Read: <u>The Night Before the Night Before Christmas</u>	Morning Breakfast Morning Read: <u>There Was an Old Lady Who Swallowed a Bell</u>
8:10-8:30 Calendar Math	<ul style="list-style-type: none"> Math Calendar: Month, days of the week, date, weather, number of school days, place value chains, daily depositors, Eureka Math Fluency Choose Love Lesson Unit 3: Lesson #3 				
8:30-8:50	Cooperative Play				
8:50-9:15	<ul style="list-style-type: none"> Familiar Reading: Students will practice independent reading from "Familiar Reading" tubs containing ABC chart and previously learned poems and books <ul style="list-style-type: none"> Shared Reading/Projectable Book on Smart Board: Big Book Title: Merry Christmas Big Hungry Bear Poem: December Talk about front cover, back cover, and title page of a book; roles of author and illustrator, where to begin reading, left to right, etc. 				
9:15-9:30 Let's Play Learn	Whole Group Lesson 73	Whole Group Lesson 74	Whole Group Lesson 75	Whole Group Lesson 76	Whole Group Lesson 77
9:30-10:00 Phonics Block <u>Sight Words:</u>	Phon. Connections Purple Pack #6 Ff Poem & Picture	Phon. Connections Purple Pack #6 Ff -Letter f Picture Sort -What begins with /f/	Phon. Connections Purple Pack #6 Ff -Letter f Sound Box -Letter f Book	Phon. Connections Purple Pack #6 Ff -What Ends With /f/ -f CVC Words	Phon. Connections Purple Pack #6 Ff -Dry Erase Boards f CVC Words
10:00-10:55 Guided Reading Groups and Learning Stations	<ul style="list-style-type: none"> Assisted/Guided Reading Groups and Learning Stations: (Introduce one center daily and discuss rules and procedures of operating that center; practice using that center). Students participate in learning centers/stations while the teacher works with small groups of students. Students will refer to the "Learning Stations" chart on the wall to see where they need to be each day. Center rotations will progress in order. Smart Board Activity Center, iPads, Student Computer 				
10:55-11:40 Lunch/Recess	Please take students to the lunchroom and stay with them until each one has gone through the lunch line. Pick them up from the playground at 11:20.				
11:40-12:10 Read Aloud/Unit/ Writing	<u>The Legend of the Poinsettia</u> Activity: Poinsettia tear construction paper Writing: Narrative writing, picking & sticking with a topic, writing simple sentences to go with picture.	<u>I've Seen Santa</u> Activity: Santa Handprint (Santa Claus is Coming to Town) Writing: (Dear Santa) Narrative writing, picking & sticking with a topic, writing simple sentences to go with picture.	<u>The Biggest Christmas Tree Ever</u> Activity: Christmas Tree length strips & love thumbprint Writing: Narrative writing, picking & sticking with a topic, writing simple sentences to go with picture.	<u>ASU Game</u>	<u>Polar Express</u>
12:10-12:55 Math	Mod.3 Lesson 15 Compare using the same as with units	Mod.3 Lesson 17 Compare to find if there are enough	Mod.3 Lesson 18 Compare using more than and the same as	ASU Game	Mod. 3 Lesson 19 Compare using fewer than and same as
12:55-1:35 Special Class Rotation	PE 	PE 	Music 	Library 	Art 
1:35-2:40 Rest Time/Pack Up	Rest time. Students will have snack (if provided) and pack-up their belongings to go home. The teacher will fill in students' calendars in back of blue folders.				
2:40 Dismissal	2:40—Pre-K walkers & van riders 2:43—1 st group of buses 2:47—2 nd group of buses 2:52—3 rd group of buses 2:55—Car riders & Cane Academy				

Lesson Plans ~ December 17-21 ~ Christmas Around the World 2

	<u>Monday:</u>	<u>Tuesday:</u>	<u>Wednesday:</u>	<u>Thursday:</u>	<u>Friday:</u>
7:45-8:10 Morning Work, Attendance, Lunch Count	Morning Breakfast Morning Read: <u>Star Bright, Christmas Night</u>	Morning Breakfast Morning Read: <u>My Little Christmas Story</u>	Morning Breakfast Morning Read: <u>God Gave Us Christmas</u>	Morning Breakfast Morning Read: <u>The Christmas Baby</u>	Morning Breakfast Morning Read: <u>It's Christmas David!</u>
8:10-8:30 Calendar Math	<ul style="list-style-type: none"> Math Calendar: Month, days of the week, date, weather, number of school days, place value chains, daily depositors, Eureka Math Fluency Choose Love Lesson Unit 3: Lesson #4 Asking For Forgiveness 				
8:30-8:50	Cooperative Play				
8:50-9:15	<ul style="list-style-type: none"> Familiar Reading: Students will practice independent reading from "Familiar Reading" tubs containing ABC chart and previously learned poems and books <ul style="list-style-type: none"> Shared Reading/Projectable Book on Smart Board: Big Book Title: A to Z Book--Maria's Family Christmas Poem: December Talk about front cover, back cover, and title page of a book; roles of author and illustrator, where to begin reading, left to right, etc. 				
9:15-9:30 Let's Play Learn	Whole Group Lesson 78	Whole Group Lesson 79	Whole Group Lesson 80	Whole Group Lesson 81	Whole Group Lesson 82
9:30-10:00 Phonics Block <u>Sight Words:</u> a, has, is	Phon. Connections Purple Pack #7 Pp Poem & Picture	Phon. Connections Purple Pack #7 Pp -Letter p Picture Sort -What begins with /p/	Phon. Connections Purple Pack #7 Pp -Letter p Sound Box -Letter p Book	Phon. Connections Purple Pack #7 Pp -What Ends With /p/ -p CVC Words	Phon. Connections Purple Pack #7 Pp -Dry Erase Boards p CVC Words
10:00-10:55 Guided Reading Groups and Learning Stations	<ul style="list-style-type: none"> Assisted/Guided Reading Groups and Learning Stations: (Introduce one center daily and discuss rules and procedures of operating that center; practice using that center). Students participate in learning centers/stations while the teacher works with small groups of students. Students will refer to the "Learning Stations" chart on the wall to see where they need to be each day. Center rotations will progress in order. Smart Board Activity Center, iPads, Student Computer 				
10:55-11:40 Lunch/Recess	Please take students to the lunchroom and stay with them until each one has gone through the lunch line. Pick them up from the playground at 11:20.				
11:40-12:10 Read Aloud/Unit/ Writing	<u>How The Grinch Stole Christmas</u> Activity: Grinch Dictated Drawing and Anchor Chart Writing: Adding more details to your story: beginning, middle, and end	<u>The Legend of the Candy Cane</u> Activity: Candy Cane Investigation/Ornament Writing: Adding more details to your story: beginning, middle, and end	<u>Christmas Program</u>	<u>Rudolph the Rednosed Reindeer</u> Activity: Dictated Drawing/Reindeer Food Writing: Adding more details to your story: beginning, middle, and end	<u>Christmas Party</u>
12:10-12:55 Math	Mod.3 Lesson 20 Relate more and less to length	Mod.3 Lesson 21 Compare sets informally using more, less, and fewer		Mod.3 Lesson 22 Identify and create a set that has the same number of objects	
12:55-1:35 Special Class Rotation	PE 	PE 	Music 	Library 	Art 
1:35-2:40 Rest Time/Pack Up	Rest time. Students will have snack (if provided) and pack-up their belongings to go home. The teacher will fill in students' calendars in back of blue folders.				
2:40 Dismissal	2:40—Pre-K walkers & van riders 2:43—1 st group of buses 2:47—2 nd group of buses 2:52—3 rd group of buses 2:55—Car riders & Cane Academy				

